
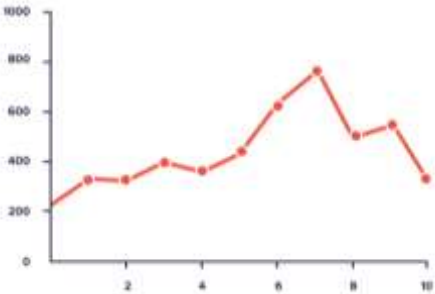



Core subject's home learning tasks Year 5 – Week beginning 1/6/20

Hello everyone, I would love to see any of the work you have managed to complete. If you would like to show me your work please email me at [year5@olfatima.bham.sch.uk](mailto:year5@olfatima.bham.sch.uk) – Stay safe and alert! Miss Boulton ☺

English	Maths	RE
<p><u>Inferring meaning from a picture</u></p> <p>Discuss this picture with your child. What can they see?</p>  <p>How is the girl feeling? How do you know? Why is she feeling that way? Who is the man? Where are they? Does the title give you any clues about this image? What are the characters thinking? Draw thought bubbles to show this.</p>	<p><u>Monthly activity:</u></p> <p>Each day, starting from the 1<sup>st</sup> of June, record the temperature in degrees Celsius and plot your findings on a <u>line graph</u>. You might need to find out how many days there are in June so that your x axis can be equal. Your graph <u>must</u> include:</p> <ul style="list-style-type: none"> <li>• A title</li> <li>• A key</li> <li>• Labelled x and y axis</li> <li>• A sensible scale</li> </ul> 	<p><u>Pentecost:</u></p> <p>Ask your child what they already know about Pentecost. Discuss this with your child.</p> <p>During his ministry, Jesus spoke about the presence of the Holy Spirit to the disciples in different ways.</p> <p>Read the extracts from <i>John 14-16</i>.</p> <p>What are the names that Jesus gives to the Holy Spirit? Create an A4 page with all the titles on, be as creative as you can. Which one is most special to you and why?</p> <p>Find out the meaning of the word “advocate”. What does the word “true” mean. What do these words tell us about the gift of the Holy Spirit?</p>
<p><u>Creative Writing</u></p> <p><a href="http://www.pobble365.com/">http://www.pobble365.com/</a> can be used daily. Each day a new picture appears which can be used as a stimulus for writing. Complete sentence challenges, sick sentences and perfect picture. Make sure you use your imagination and answer the questions provided (question time)</p>	<p><u>Lessons:</u></p> <p><u>Monday – Add and subtract fraction within 1 –</u>  <a href="https://www.bbc.co.uk/bitesize/articles/z42vgwx">https://www.bbc.co.uk/bitesize/articles/z42vgwx</a>  <u>Tuesday – Add two fractions where the answers can be larger than 1</u>  <a href="https://www.bbc.co.uk/bitesize/articles/zdbmt39">https://www.bbc.co.uk/bitesize/articles/zdbmt39</a>  <u>Wednesday – Adding two mixed numbers</u>  <a href="https://www.bbc.co.uk/bitesize/articles/zknvgwx">https://www.bbc.co.uk/bitesize/articles/zknvgwx</a>  <u>Thursday – Subtract two mixed numbers</u>  <a href="https://www.bbc.co.uk/bitesize/articles/zhs9d6f">https://www.bbc.co.uk/bitesize/articles/zhs9d6f</a>  <u>Friday – Weekly challenge</u>  <a href="https://www.bbc.co.uk/bitesize/articles/zhs9d6f">https://www.bbc.co.uk/bitesize/articles/zhs9d6f</a></p>	<p>Read with the children <i>Acts 1:6-9</i>. What image of the Holy Spirit do we find in these words of Jesus?</p> <p>Ask the children to recall different types of power that they know about. What can power do? (e.g. electricity and gas bring light and warmth. Petrol and diesel makes an engine powerful and able to work, etc.)</p> <p>If the Holy Spirit is a form of power it will enable people to do many things. What do you think that these titles tell us about Jesus’ idea of the Holy Spirit?</p> <p>Use reference books such as a book of Bible quotations to research references by Jesus to the coming of the Holy Spirit. Create a litany style</p>

		prayer to the Holy Spirit using the titles you have found
<p><u>Writing your own diary</u></p> <p>Continue writing your daily/ weekly diary. This can be done in a notebook or you could make your own book.</p> <p>Think about the layout, use of punctuation and what you are recording, this is a great way to remember how you coped in lockdown and will be nice to look back on in years to come!</p>	<p><u>Got it</u></p> <p>Got It is an adding game for two players. You can play against the computer or with a friend. It is a version of a well known game called Nim. - <a href="https://nrich.maths.org/1272">https://nrich.maths.org/1272</a></p> <p>Start with the Got It target 23.</p> <p>The first player chooses a whole number from 1 to 4 .</p> <p>Players take turns to add a whole number from 1 to 4 to the running total.</p> <p>The player who hits the target of 23 wins the game.</p> <p>Play the game several times. Can you find a winning strategy? Can you always win?</p> <p>Does your strategy depend on whether or not you go first?</p>	 <p>As we celebrate the season of Pentecost, create some wind twirls like the one in the picture above. You could hang them in your house or perhaps in your garden to remind you of this special season.</p> <p>Challenge: Can you find out the colour associated with Pentecost? Why is this colour significant?</p>
<p><u>Online lessons:</u></p> <p><u>Monday: Percy Jackson and the Lightning Thief by Rick Riordan</u> <a href="https://www.bbc.co.uk/bitesize/articles/zkmkd6f">https://www.bbc.co.uk/bitesize/articles/zkmkd6f</a></p> <p><u>Tuesday: Using homophones and paragraphs</u> <a href="https://www.bbc.co.uk/bitesize/articles/zm9dqp3">https://www.bbc.co.uk/bitesize/articles/zm9dqp3</a></p> <p><u>Wednesday: Using modal verbs</u> <a href="https://www.bbc.co.uk/bitesize/articles/znd26v4">https://www.bbc.co.uk/bitesize/articles/znd26v4</a></p> <p><u>Thursday: Writing a thank you letter</u> <a href="https://www.bbc.co.uk/bitesize/articles/z6hvgwx">https://www.bbc.co.uk/bitesize/articles/z6hvgwx</a></p> <p><u>Friday: A Pocketful Of Stars by Aisha Bushby</u> <a href="https://www.bbc.co.uk/bitesize/articles/zbtppg8">https://www.bbc.co.uk/bitesize/articles/zbtppg8</a></p>	<p><u>Reading</u></p> <p>See Purple Mash – Serial mash stories in task list including tasks for each chapter assigned. Make a list of the books you read at home. Write a review/ summary at least x1 a week.</p>	<p><u>Mental Maths work</u></p> <ul style="list-style-type: none"> <li>Doodle 5 a day on Doodle Maths and Tables</li> <li><u>Doodle Maths</u> is updated (and differentiated where needed) x3 weekly for topics already covered in Year 5.</li> </ul>
		<p><a href="https://www.loyolapress.com/our-catholic-faith/prayer">https://www.loyolapress.com/our-catholic-faith/prayer</a> Visit this website each day to lead you in prayer. You should aim to spend about 10 minutes praying/meditating. Perhaps you could create a small prayer garden in your home where you can reflect and pray each day.</p>

<p><b>EGPS</b> Use Doodle English and Doodle Spell daily – you will find extras set x3 a week. You can practice your GPS skills in all writing tasks.</p> <p><b>Handwriting</b> Use handwriting skills in all writing tasks. Twinkl.com have plenty of useful handwriting activities.</p>	<p><b>Classroom Secrets -</b>  <a href="https://classroomsecrets.co.uk/free-home-learning-packs/">https://classroomsecrets.co.uk/free-home-learning-packs/</a></p> <p>You will be able to download more home learning resources under Year 5 Maths. These are a great way to challenge your children on topics already taught and new topics too!</p>	<p><b>SCIENCE: Magnets</b> <a href="https://www.bbc.co.uk/bitesize/articles/zftckmn">https://www.bbc.co.uk/bitesize/articles/zftckmn</a></p> <p><b>MUSIC: Composing music with food sounds</b>  <a href="https://www.bbc.co.uk/bitesize/articles/zrvj2sg">https://www.bbc.co.uk/bitesize/articles/zrvj2sg</a></p>
---	---	---

Useful websites and activities to aid you children's timetable through the day

- This site has a free parents section, where you can play games for both phonics and maths. There are also worksheets that you can download to print, if you have a printer. Within the site there are videos about how to say each letter sound and how to teach them to your children.  
<https://home.oxfordowl.co.uk/>
- The following site has a live reading <https://learnliveuk.com/learn-live-read-channel/>
- At school, we listen to many stories using this website. <https://www.storylineonline.net/>
- This site lets you search for educational games <https://www.topmarks.co.uk/>
- Free resources on Twinkl: <https://www.twinkl.co.uk/home-learning-hub>
- Daily Prayer: <https://www.loyolapress.com/our-catholic-faith/prayer>

Here's what various celebrities are offering you and your children for free daily to help with their education while schools are closed:

9.00am: PE with Joe Wicks [https://youtu.be/6v-a\\_dpwhro](https://youtu.be/6v-a_dpwhro)

10.00am: Maths with Carol Vorderman [www.themathsfactor.com](http://www.themathsfactor.com)

11.00am: English with David Walliams <https://www.worldofdavidwalliams.com/elevenses>

12.00pm: Lunch (cooking with kids: Jamie Oliver) <https://www.youtube.com/playlist?list=PLcpoB2VESJme7lSxXEcXyVtFPsMI78lcL>

The government have released daily lessons which can be found on the following websites:

<https://www.thenationalacademy/>

<https://www.bbc.co.uk/bitesize/primary>